

Scaled data based on original data using  
LM-79-08 Approved Method: Electrical and Photometric Measurements of Solid-  
State Lighting Products

Test Report Prepared for  
Cooper Lighting Solutions  
(formerly Eaton)

Brand: McGRAW-EDISON

Report Number: P226348

Luminaire Tested: **ISW-AF-350-LED-E1-T2-7050-ULG**

Issue Date: 3/3/2020

**Test Information**

Test Method: LM-79-08  
Report Number: P226348  
TEST IS SCALED FROM IESNA LM-79-08 TEST DATA (P35937)-DOWNLIGHT AND  
Test Lab: INNOVATION CENTER-P3  
Issue Date: 3/3/2020  
Manufacturer: COOPER LIGHTING SOLUTIONS (FORMERLY EATON)  
Product Line: MCGRAW-EDISON  
Catalog Number: ISW-AF-350-LED-E1-T2-7050-ULG  
Description: IMPACT ELITE LED WEDGE LUMINAIRE WITH UPLIGHT  
LIGHT SQUARE WITH ACCULED OPTICS-TYPE II, WITH UPLIGHT GLOW  
Light Source: (16) 5000K CCT, 70 CRI LEDs and (1) UPLIGHT LED  
Ballast/Driver: ELECTRONIC DRIVER

**Summary**

Lumens per Lamp: N/A  
Luminaire Lumens: 4235.3 lumens  
Efficiency: N/A  
Efficacy: 115.1 lumens/watt  
Luminous Opening: Rectangular w/ Sides (W: 0.5' x L: 0.5' x H: 0.54')  
IES Classification: Type II - Medium - Non-Cutoff  
BUG Rating: B1 - U5 - G1

Input Watts (W): 36.79  
Input Voltage (V): 120  
Input Current (Ain): NR  
Voltage Rise (V): NR  
Power Factor: NR  
Total Harmonic Distortion (THDi): NR  
Frequency (hertz): 60  
Stabilization Time: NR  
Operation Time: NR  
Ambient Temperature (°C): NR  
Test Distance: 25 FT

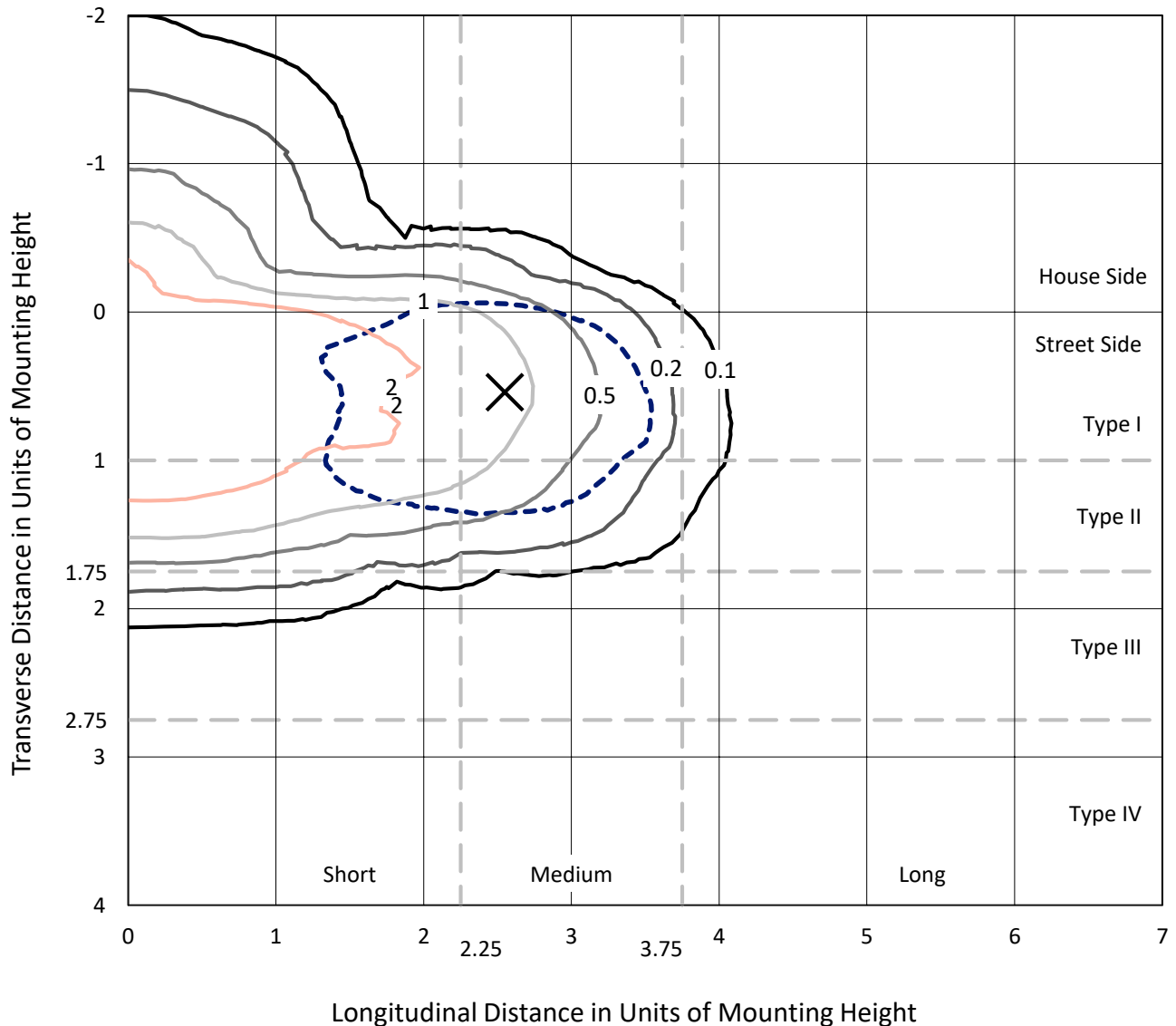


REPORT NUMBER: P226348

CATALOG NUMBER: ISW-AF-350-LED-E1-T2-7050-ULG

### Iso-Footcandle Lines of Horizontal Illumination

× Max cd  
 - - - 1/2 Max cd

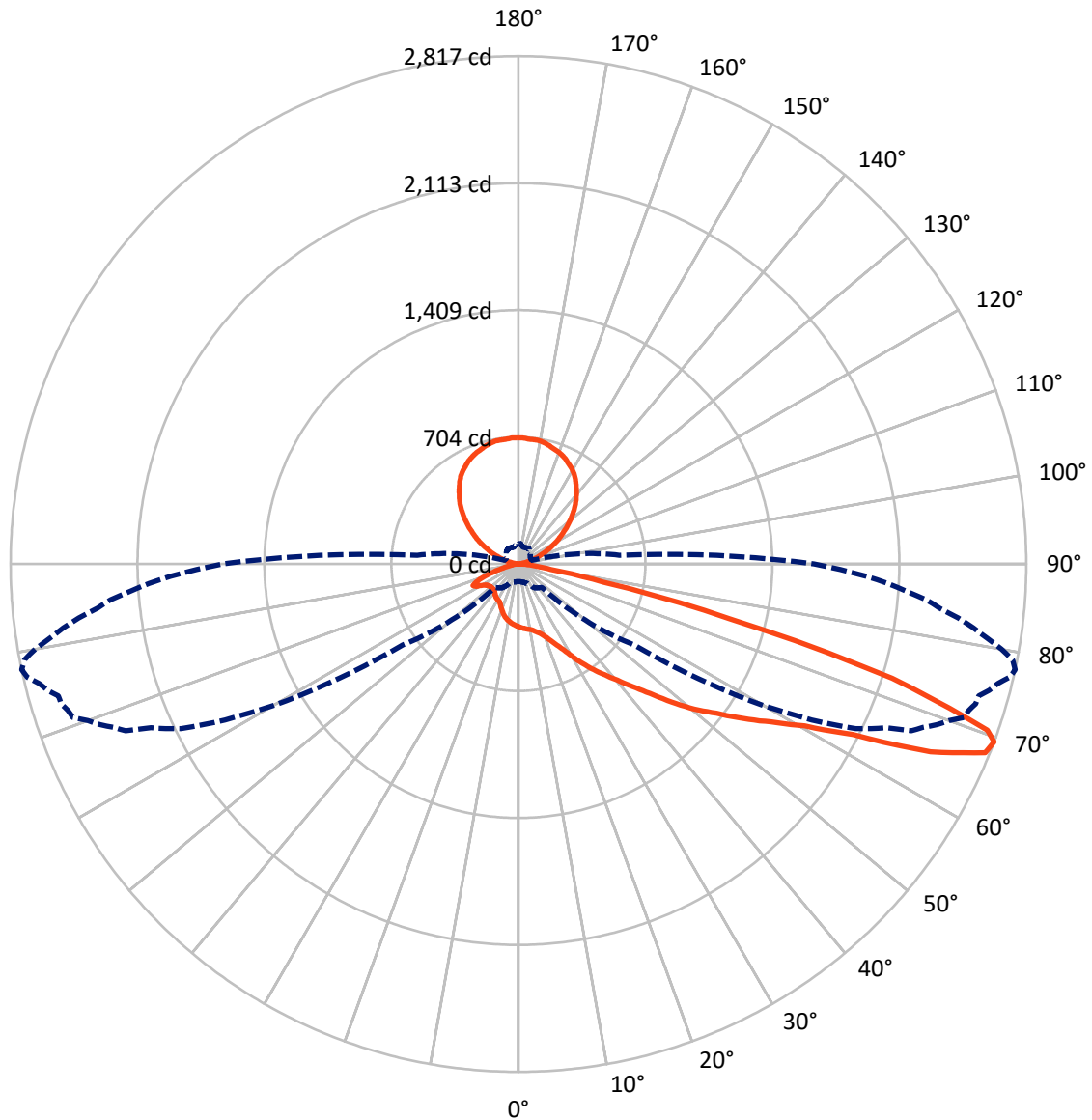


Based on 10 foot mounting height. Maximum calculated value = 4.5 fc  
 Type II - Medium - Non-Cutoff

REPORT NUMBER: P226348

CATALOG NUMBER: ISW-AF-350-LED-E1-T2-7050-ULG

### Luminous Intensity Polar Plot



— Vertical Plane Through 78-Deg Lateral      - - - Horizontal Cone Through 69-Deg Vertical

REPORT NUMBER: P226348

CATALOG NUMBER: ISW-AF-350-LED-E1-T2-7050-ULG

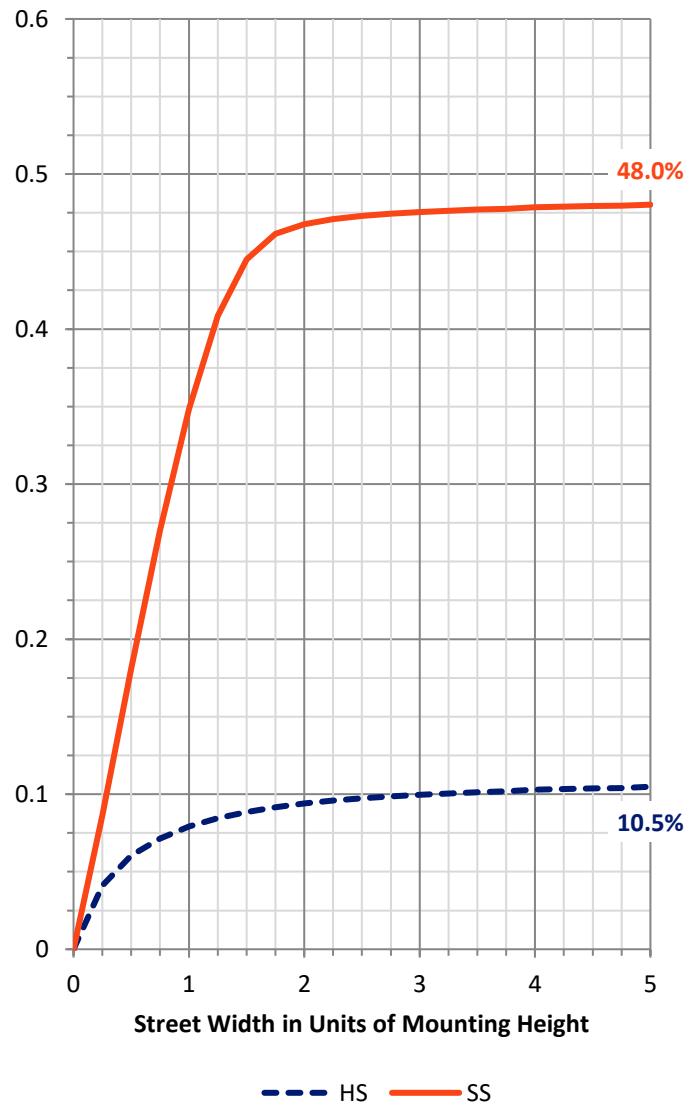
**FLUX DISTRIBUTION:**

		Downward	Upward	Total
<b>House Side</b>	Lumens	457.4	868.4	1325.9
	% Fixture	10.8	20.5	31.3
<b>Street Side</b>	Lumens	2041.4	868.0	2909.4
	% Fixture	48.2	20.5	68.7
<b>Total</b>	Lumens	2498.8	1736.4	4235.3
	% Fixture	59.0	41.0	100.0

**Coefficient of Utilization**

**ZONAL LUMENS:**

Zone	Lumens	% Fixture
0°-10°	32.3	0.8
10°-20°	97.5	2.3
20°-30°	174.7	4.1
30°-40°	285.2	6.7
40°-50°	421.8	10.0
50°-60°	550.8	13.0
60°-70°	616.0	14.5
70°-80°	276.5	6.5
80°-90°	44.2	1.0
90°-100°	10.5	0.2
100°-110°	57.4	1.4
110°-120°	166.1	3.9
120°-130°	273.2	6.4
130°-140°	336.8	8.0
140°-150°	344.6	8.1
150°-160°	290.3	6.9
160°-170°	191.2	4.5
170°-180°	66.3	1.6
0°-90°	2498.8	59.0
0°-180°	4235.3	100.0



REPORT NUMBER: P226348

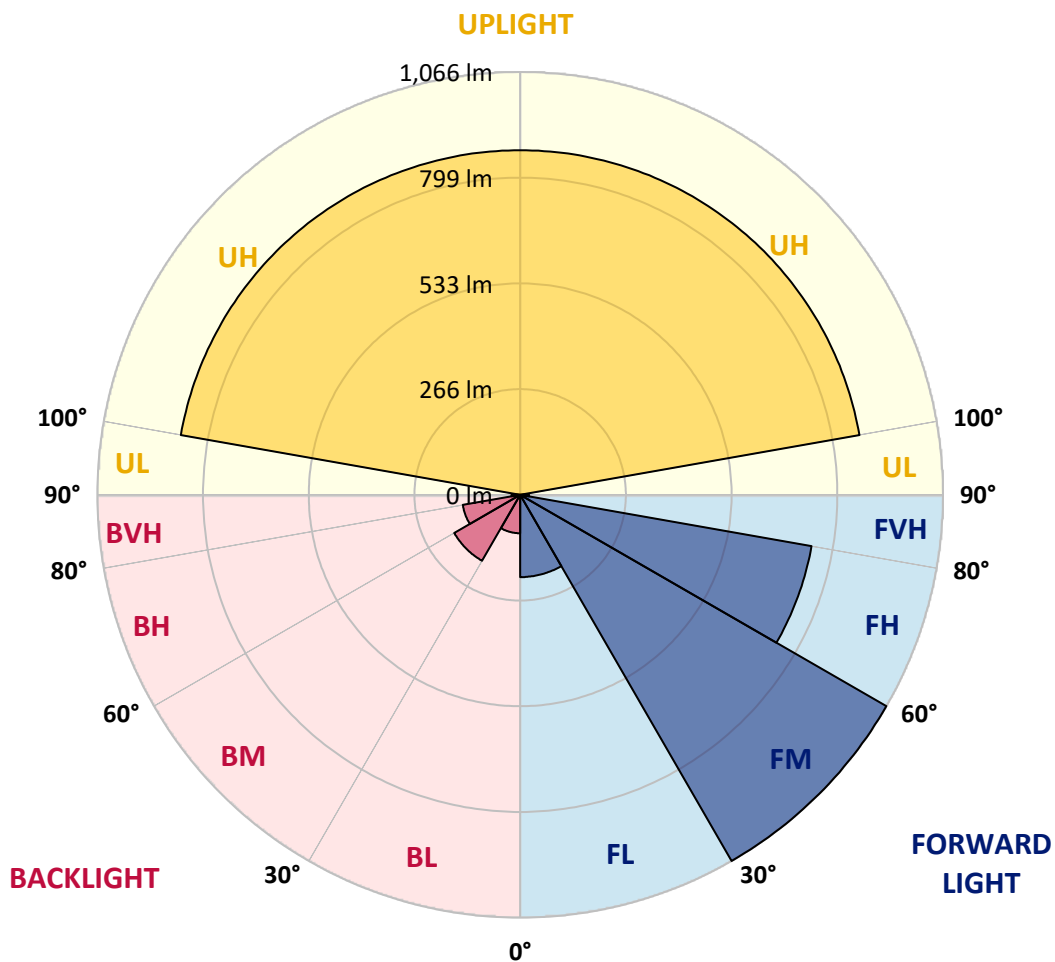
CATALOG NUMBER: ISW-AF-350-LED-E1-T2-7050-ULG

**LUMINAIRE CLASSIFICATION SYSTEM LUMEN TABLE AND BUG RATING:**

Zone	Lumens	% Fixture	Zone Rating/Lumen Limit		
			B	U	G
FL (0°-30°)	207.4	4.9			
FM (30°-60°)	1065.8	25.2			
FH (60°-80°)	745.7	17.6			G1/1800
FVH (80°-90°)	22.5	0.5			G1/100
BL (0°-30°)	97.0	2.3	B0/110		
BM (30°-60°)	192.0	4.5	B0/220		
BH (60°-80°)	146.8	3.5	B1/500		G1/500
BVH (80°-90°)	21.6	0.5			G1/100
UL (90°-100°)	10.5	0.2		U2/50	
UH (100°-180°)	868.4	20.5		U4/1000	

**BUG Rating: B1-U5-G1**

Type II Medium





REPORT NUMBER: P226348

CATALOG NUMBER: ISW-AF-350-LED-E1-T2-7050-ULG

**CANDELA DISTRIBUTION (FULL):**

	0°	5°	15°	25°	35°	45°	55°	60°	61°	62°	64°
0°	347.6	347.6	347.6	347.6	347.6	347.6	347.6	347.6	347.6	347.6	347.6
2.5°	372.2	372.2	371.1	370.4	369.3	366.4	362.1	361.3	361.0	360.3	359.5
5°	399.4	396.5	397.3	395.4	391.5	386.4	378.4	374.4	372.2	371.9	370.4
7.5°	421.6	421.9	420.8	417.2	411.8	405.6	394.7	388.5	386.7	385.6	383.1
10°	437.5	436.4	435.7	435.0	430.6	425.6	411.8	404.1	402.7	399.8	396.9
12.5°	449.1	449.1	449.1	448.4	445.9	441.9	431.0	423.4	421.6	417.6	415.0
15°	461.8	460.4	458.9	457.8	458.2	458.2	450.2	444.4	441.5	439.3	434.3
17.5°	489.0	485.8	482.5	478.2	471.3	469.5	469.1	468.7	464.7	464.4	459.3
20°	512.3	509.4	506.5	502.1	492.3	481.8	487.2	492.3	491.6	491.9	489.4
22.5°	540.9	538.7	532.9	527.9	515.2	502.5	503.2	514.1	515.5	517.0	517.7
25°	580.1	579.0	569.6	559.8	545.3	533.3	522.1	535.5	538.4	541.6	548.2
27.5°	619.6	617.1	606.9	598.2	580.1	567.4	551.8	559.1	563.4	569.6	579.7
30°	670.8	663.9	660.3	640.7	624.0	605.5	592.1	594.3	593.5	600.8	616.4
32.5°	744.8	733.9	715.8	696.2	676.6	651.9	640.7	640.3	638.5	646.9	655.6
35°	784.7	782.2	770.9	751.3	729.9	706.7	699.5	692.6	693.7	698.0	701.3
37.5°	827.9	825.7	817.0	806.1	789.8	802.5	762.2	752.1	747.4	745.2	746.3
40°	846.8	848.6	853.3	855.1	845.7	906.6	827.2	793.8	792.3	789.1	785.8
42.5°	850.7	855.5	864.9	885.6	894.6	1027.4	880.9	840.6	834.8	832.2	832.6
45°	865.3	872.5	874.3	893.2	936.0	1033.6	941.4	881.9	877.6	877.2	875.1
47.5°	900.4	910.2	910.2	918.6	959.2	1045.6	962.1	923.3	920.4	919.0	924.8
50°	905.5	918.6	944.7	971.6	1000.9	1055.4	985.7	968.3	969.4	972.6	989.7
52.5°	819.5	832.6	901.5	980.6	1076.4	1082.2	1021.3	1028.2	1035.4	1051.4	1082.6
55°	702.7	712.2	793.8	920.4	1079.3	1184.2	1110.5	1129.7	1145.0	1149.7	1198.7
57.5°	553.3	566.3	649.4	813.7	1007.8	1213.2	1315.8	1324.6	1307.5	1323.1	1340.9
60°	299.7	298.2	413.9	588.4	857.6	1159.5	1513.9	1663.4	1667.0	1691.0	1662.3
62.5°	167.6	167.6	201.0	302.2	551.8	981.0	1609.0	1956.5	2001.9	2040.0	2123.8
65°	126.6	127.7	139.7	182.1	309.8	619.3	1539.3	2056.7	2143.7	2231.2	2378.1
67.5°	105.2	105.2	113.9	135.7	193.7	281.2	1133.4	1855.7	1964.5	2069.0	2272.2
69°	97.6	98.0	104.5	119.4	162.2	182.8	782.9	1573.4	1697.9	1842.6	2082.1
70°	94.0	92.9	99.0	111.4	146.9	144.4	573.6	1368.1	1464.6	1594.5	1869.8
72.5°	83.4	82.4	85.6	95.1	115.7	103.0	234.0	736.1	881.6	1027.1	1246.6
75°	74.4	73.3	75.8	80.2	90.0	78.7	117.5	308.4	373.3	482.5	665.7
77.5°	65.7	63.5	65.7	68.6	70.7	58.8	79.8	142.6	174.9	214.8	303.3
80°	59.5	57.3	59.9	58.4	55.5	45.3	53.0	83.1	92.1	110.3	144.4
82.5°	42.4	42.1	57.0	58.8	44.3	33.0	37.7	53.3	59.5	62.8	76.2
85°	26.1	25.0	33.0	42.1	45.0	20.7	24.3	31.6	33.0	35.9	42.4
87.5°	13.4	13.8	17.8	21.8	29.4	12.3	14.5	18.5	18.5	18.5	21.0
90°	8.3	9.0	12.4	15.6	14.2	10.3	12.4	12.4	13.3	12.8	13.9
92.5°	4.0	4.0	5.0	6.0	6.0	6.0	7.0	7.0	7.0	7.0	7.0
95°	5.0	5.0	6.0	7.0	7.0	7.0	7.0	7.5	7.6	7.7	7.9
97.5°	7.0	7.0	8.0	8.0	9.0	9.0	12.0	11.0	10.8	10.6	10.2
100°	8.0	8.0	9.0	10.0	12.0	21.0	29.0	27.5	27.2	26.9	26.3
102.5°	11.0	11.0	13.0	18.0	27.0	40.0	50.0	48.5	48.2	47.9	47.3
105°	21.0	22.0	27.0	36.0	48.0	63.0	72.0	71.0	70.8	70.6	70.2
107.5°	41.0	42.0	49.0	58.0	73.0	88.0	95.0	94.5	94.4	94.3	94.1



REPORT NUMBER: P226348

CATALOG NUMBER: ISW-AF-350-LED-E1-T2-7050-ULG

**CANDELA DISTRIBUTION (continued):**

	0°	5°	15°	25°	35°	45°	55°	60°	61°	62°	64°
110°	66.0	68.0	74.0	87.0	102.0	114.0	120.0	120.5	120.6	120.7	120.9
112.5°	99.0	99.0	106.0	121.0	134.0	143.0	148.0	149.0	149.2	149.4	149.8
115°	140.0	139.0	147.0	159.0	168.0	174.0	179.0	180.5	180.8	181.1	181.7
117.5°	184.0	184.0	189.0	197.0	202.0	205.0	211.0	213.0	213.4	213.8	214.6
120°	225.0	223.0	226.0	233.0	237.0	243.0	246.0	248.0	248.4	248.8	249.6
122.5°	263.0	260.0	261.0	267.0	271.0	277.0	279.0	281.0	281.4	281.8	282.6
125°	298.0	294.0	296.0	299.0	305.0	310.0	313.0	314.0	314.2	314.4	314.8
127.5°	330.0	329.0	329.0	333.0	339.0	340.0	345.0	345.5	345.6	345.7	345.9
130°	363.0	361.0	362.0	366.0	370.0	372.0	377.0	379.0	379.4	379.8	380.6
132.5°	396.0	394.0	393.0	401.0	404.0	405.0	411.0	413.5	414.0	414.5	415.5
135°	429.0	426.0	426.0	432.0	435.0	437.0	443.0	445.5	446.0	446.5	447.5
137.5°	460.0	457.0	459.0	460.0	464.0	468.0	473.0	474.0	474.2	474.4	474.8
140°	488.0	485.0	487.0	489.0	491.0	497.0	500.0	501.0	501.2	501.4	501.8
142.5°	518.0	515.0	517.0	518.0	521.0	525.0	527.0	530.0	530.6	531.2	532.4
145°	550.0	546.0	544.0	547.0	550.0	551.0	556.0	559.0	559.6	560.2	561.4
147.5°	575.0	572.0	571.0	574.0	574.0	575.0	580.0	582.5	583.0	583.5	584.5
150°	595.0	592.0	593.0	593.0	593.0	593.0	597.0	598.5	598.8	599.1	599.7
152.5°	611.0	608.0	608.0	609.0	610.0	610.0	611.0	612.5	612.8	613.1	613.7
155°	629.0	625.0	625.0	627.0	630.0	628.0	626.0	628.5	629.0	629.5	630.5
157.5°	646.0	643.0	643.0	644.0	646.0	645.0	644.0	646.0	646.4	646.8	647.6
160°	663.0	660.0	659.0	656.0	655.0	655.0	658.0	661.0	661.6	662.2	663.4
162.5°	673.0	669.0	669.0	665.0	661.0	663.0	667.0	669.0	669.4	669.8	670.6
165°	681.0	678.0	676.0	676.0	673.0	673.0	672.0	674.5	675.0	675.5	676.5
167.5°	690.0	687.0	684.0	686.0	688.0	685.0	678.0	681.0	681.6	682.2	683.4
170°	698.0	695.0	692.0	692.0	693.0	691.0	686.0	687.5	687.8	688.1	688.7
172.5°	699.0	697.0	695.0	693.0	690.0	690.0	689.0	690.5	690.8	691.1	691.7
175°	700.0	698.0	697.0	695.0	691.0	690.0	690.0	692.5	693.0	693.5	694.5
177.5°	707.0	705.0	700.0	699.0	697.0	695.0	694.0	696.5	697.0	697.5	698.5
180°	700.0	700.0	700.0	700.0	700.0	700.0	700.0	700.0	700.0	700.0	700.0





REPORT NUMBER: P226348

CATALOG NUMBER: ISW-AF-350-LED-E1-T2-7050-ULG

**CANDELA DISTRIBUTION (continued):**

	65°	66°	67°	68°	69°	70°	71°	72°	73°	74°	75°
0°	347.6	347.6	347.6	347.6	347.6	347.6	347.6	347.6	347.6	347.6	347.6
2.5°	359.9	358.8	357.3	357.7	357.0	355.9	356.3	355.9	356.3	355.5	354.8
5°	370.4	369.7	367.5	367.1	366.4	365.7	364.6	363.5	363.2	362.4	361.0
7.5°	382.4	380.2	379.1	377.7	375.9	372.9	372.6	371.1	370.0	369.3	367.5
10°	394.7	392.2	390.7	388.9	387.1	385.3	383.5	380.9	378.4	377.7	375.5
12.5°	413.2	410.0	407.1	404.1	402.3	399.1	396.5	393.3	390.7	389.6	386.0
15°	433.5	429.2	426.3	424.1	421.2	418.3	415.0	412.1	408.1	404.9	401.6
17.5°	457.5	453.5	451.3	447.3	443.7	440.4	437.9	434.3	431.0	425.2	422.3
20°	489.0	485.8	483.2	478.9	474.9	471.6	469.5	461.8	457.5	452.4	447.7
22.5°	518.4	518.8	516.3	513.3	510.8	506.5	502.8	497.4	491.9	485.8	479.2
25°	550.4	553.3	553.6	552.9	551.4	546.4	544.5	539.1	534.8	524.6	521.7
27.5°	585.9	589.2	593.2	598.2	599.3	593.9	596.4	591.0	583.4	579.0	569.6
30°	620.4	629.4	637.8	643.6	647.2	649.8	647.9	646.1	641.1	633.8	625.5
32.5°	664.6	674.1	682.4	695.1	701.6	709.6	708.2	708.9	707.1	699.8	690.0
35°	709.3	717.6	728.5	736.8	752.8	761.5	768.8	768.4	768.4	764.0	754.6
37.5°	748.8	753.5	762.6	776.4	786.9	800.7	812.3	817.0	824.6	825.0	814.8
40°	790.2	794.9	801.8	811.9	823.5	839.9	855.5	870.7	878.0	885.6	881.6
42.5°	834.8	839.9	844.9	851.5	868.2	880.9	901.9	922.6	937.5	953.1	951.2
45°	879.0	884.8	892.1	901.9	916.8	937.5	957.8	981.0	1015.1	1033.6	1046.3
47.5°	929.1	938.5	952.0	967.6	979.5	1000.9	1026.7	1062.6	1097.1	1129.0	1149.0
50°	1004.6	1008.2	1030.0	1045.2	1068.1	1089.8	1115.6	1147.1	1191.8	1224.4	1256.3
52.5°	1093.5	1107.2	1129.0	1146.4	1164.6	1186.3	1212.8	1241.1	1285.4	1322.0	1363.4
55°	1208.1	1227.7	1246.6	1256.0	1281.4	1301.0	1322.4	1350.3	1397.8	1437.7	1486.4
57.5°	1344.9	1364.5	1373.5	1387.3	1398.2	1420.0	1449.0	1467.9	1509.9	1551.3	1602.8
60°	1625.7	1613.3	1624.2	1602.8	1599.5	1601.4	1607.5	1622.0	1645.6	1684.1	1738.5
62.5°	2132.5	2114.7	2067.5	2050.5	2017.5	1972.9	1930.8	1925.0	1912.6	1941.7	1975.8
65°	2428.5	2493.1	2500.0	2518.1	2505.1	2470.2	2420.9	2404.9	2365.0	2337.1	2335.3
67.5°	2357.4	2454.3	2514.9	2591.4	2633.9	2675.2	2686.1	2700.3	2674.5	2661.8	2665.4
69°	2159.7	2231.5	2367.2	2419.5	2486.6	2541.7	2614.3	2627.0	2652.0	2655.6	2703.9
70°	1963.8	2069.4	2147.0	2225.4	2318.2	2378.8	2411.5	2465.2	2527.2	2557.7	2609.9
72.5°	1412.0	1446.4	1501.6	1603.2	1628.9	1691.7	1755.9	1801.6	1874.5	1926.1	2049.0
75°	761.9	782.5	869.2	926.9	942.2	962.8	1010.0	1021.3	1048.5	1065.2	1183.4
77.5°	347.9	379.5	390.7	422.3	404.5	413.2	424.5	421.9	429.5	465.8	507.2
80°	160.4	166.5	170.9	183.9	184.7	181.8	182.8	181.0	179.6	185.4	189.7
82.5°	78.0	87.4	87.4	95.4	99.4	98.3	100.5	99.8	101.2	99.8	104.5
85°	45.7	45.7	49.3	53.7	53.0	54.4	54.4	57.3	57.7	58.4	58.4
87.5°	21.4	23.6	24.7	26.5	27.2	28.3	29.0	29.0	29.4	28.7	29.4
90°	14.4	14.4	18.1	18.1	18.8	19.9	18.4	19.2	21.7	18.4	21.0
92.5°	7.0	6.9	6.8	6.7	6.6	6.5	6.4	6.3	6.2	6.1	6.0
95°	8.0	7.9	7.8	7.7	7.6	7.5	7.4	7.3	7.2	7.1	7.0
97.5°	10.0	9.9	9.8	9.7	9.6	9.5	9.4	9.3	9.2	9.1	9.0
100°	26.0	25.7	25.4	25.1	24.8	24.5	24.2	23.9	23.6	23.3	23.0
102.5°	47.0	46.5	46.0	45.5	45.0	44.5	44.0	43.5	43.0	42.5	42.0
105°	70.0	69.5	69.0	68.5	68.0	67.5	67.0	66.5	66.0	65.5	65.0
107.5°	94.0	93.6	93.2	92.8	92.4	92.0	91.6	91.2	90.8	90.4	90.0



REPORT NUMBER: P226348

CATALOG NUMBER: ISW-AF-350-LED-E1-T2-7050-ULG

**CANDELA DISTRIBUTION (continued):**

	65°	66°	67°	68°	69°	70°	71°	72°	73°	74°	75°
110°	121.0	120.8	120.6	120.4	120.2	120.0	119.8	119.6	119.4	119.2	119.0
112.5°	150.0	149.9	149.8	149.7	149.6	149.5	149.4	149.3	149.2	149.1	149.0
115°	182.0	181.7	181.4	181.1	180.8	180.5	180.2	179.9	179.6	179.3	179.0
117.5°	215.0	214.5	214.0	213.5	213.0	212.5	212.0	211.5	211.0	210.5	210.0
120°	250.0	249.5	249.0	248.5	248.0	247.5	247.0	246.5	246.0	245.5	245.0
122.5°	283.0	282.5	282.0	281.5	281.0	280.5	280.0	279.5	279.0	278.5	278.0
125°	315.0	314.5	314.0	313.5	313.0	312.5	312.0	311.5	311.0	310.5	310.0
127.5°	346.0	346.0	346.0	346.0	346.0	346.0	346.0	346.0	346.0	346.0	346.0
130°	381.0	381.0	381.0	381.0	381.0	381.0	381.0	381.0	381.0	381.0	381.0
132.5°	416.0	415.8	415.6	415.4	415.2	415.0	414.8	414.6	414.4	414.2	414.0
135°	448.0	447.9	447.8	447.7	447.6	447.5	447.4	447.3	447.2	447.1	447.0
137.5°	475.0	475.1	475.2	475.3	475.4	475.5	475.6	475.7	475.8	475.9	476.0
140°	502.0	502.2	502.4	502.6	502.8	503.0	503.2	503.4	503.6	503.8	504.0
142.5°	533.0	533.0	533.0	533.0	533.0	533.0	533.0	533.0	533.0	533.0	533.0
145°	562.0	561.9	561.8	561.7	561.6	561.5	561.4	561.3	561.2	561.1	561.0
147.5°	585.0	585.1	585.2	585.3	585.4	585.5	585.6	585.7	585.8	585.9	586.0
150°	600.0	600.3	600.6	600.9	601.2	601.5	601.8	602.1	602.4	602.7	603.0
152.5°	614.0	614.4	614.8	615.2	615.6	616.0	616.4	616.8	617.2	617.6	618.0
155°	631.0	631.5	632.0	632.5	633.0	633.5	634.0	634.5	635.0	635.5	636.0
157.5°	648.0	648.2	648.4	648.6	648.8	649.0	649.2	649.4	649.6	649.8	650.0
160°	664.0	663.7	663.4	663.1	662.8	662.5	662.2	661.9	661.6	661.3	661.0
162.5°	671.0	670.9	670.8	670.7	670.6	670.5	670.4	670.3	670.2	670.1	670.0
165°	677.0	677.3	677.6	677.9	678.2	678.5	678.8	679.1	679.4	679.7	680.0
167.5°	684.0	684.4	684.8	685.2	685.6	686.0	686.4	686.8	687.2	687.6	688.0
170°	689.0	689.5	690.0	690.5	691.0	691.5	692.0	692.5	693.0	693.5	694.0
172.5°	692.0	692.2	692.4	692.6	692.8	693.0	693.2	693.4	693.6	693.8	694.0
175°	695.0	695.1	695.2	695.3	695.4	695.5	695.6	695.7	695.8	695.9	696.0
177.5°	699.0	699.2	699.4	699.6	699.8	700.0	700.2	700.4	700.6	700.8	701.0
180°	700.0	700.0	700.0	700.0	700.0	700.0	700.0	700.0	700.0	700.0	700.0



REPORT NUMBER: P226348

CATALOG NUMBER: ISW-AF-350-LED-E1-T2-7050-ULG

**CANDELA DISTRIBUTION (continued):**

	76°	77°	78°	79°	80°	81°	82°	83°	84°	85°	86°
0°	347.6	347.6	347.6	347.6	347.6	347.6	347.6	347.6	347.6	347.6	347.6
2.5°	354.1	354.8	354.4	353.0	352.6	352.6	351.9	351.5	350.8	350.5	351.2
5°	360.6	360.6	359.5	358.1	356.6	356.3	355.9	354.1	353.4	352.6	351.9
7.5°	366.8	366.1	364.6	362.1	360.6	360.3	358.8	357.0	355.2	353.7	353.0
10°	373.3	372.6	369.7	367.9	365.0	364.6	362.1	359.9	358.1	356.3	354.8
12.5°	382.7	382.0	378.8	374.4	372.2	370.8	367.5	365.0	362.4	360.3	357.7
15°	397.3	394.4	392.2	387.8	384.6	381.7	377.7	374.0	370.4	366.8	364.6
17.5°	417.6	413.6	407.8	405.2	400.9	396.2	390.7	388.2	383.5	379.1	374.8
20°	444.1	440.1	431.0	427.7	421.6	414.7	410.3	404.9	400.9	394.0	389.3
22.5°	473.4	469.8	461.1	452.4	446.6	441.2	434.3	427.4	419.7	413.2	408.1
25°	511.5	506.1	498.5	489.8	481.1	473.4	464.0	454.2	447.7	438.6	431.4
27.5°	563.4	554.0	541.3	531.9	525.0	513.3	501.7	493.0	482.9	470.9	462.9
30°	619.6	609.1	599.7	588.8	577.2	566.0	550.0	537.3	526.4	513.7	500.7
32.5°	682.0	673.0	659.6	645.4	632.7	618.6	606.9	593.5	574.7	561.2	547.5
35°	744.8	734.3	720.5	708.5	694.0	679.5	666.4	648.7	631.6	612.4	593.2
37.5°	805.4	796.3	781.1	763.0	750.3	734.7	721.2	702.4	682.0	660.6	646.1
40°	872.9	858.4	847.8	826.8	813.7	796.3	777.1	762.6	743.0	719.8	699.1
42.5°	950.2	940.0	928.7	911.7	897.9	877.2	852.9	834.4	816.3	788.7	760.0
45°	1048.1	1041.6	1023.1	1009.3	990.8	969.0	948.0	925.5	896.8	864.9	838.8
47.5°	1165.6	1160.6	1143.9	1124.3	1100.0	1070.6	1051.0	1020.2	995.9	956.0	924.8
50°	1272.3	1274.8	1265.8	1235.7	1213.9	1184.5	1153.7	1126.8	1089.5	1048.1	1008.2
52.5°	1399.6	1397.1	1374.3	1357.6	1331.8	1296.3	1262.5	1228.0	1187.1	1144.2	1094.5
55°	1521.5	1529.2	1513.2	1489.6	1458.4	1408.7	1374.6	1330.0	1286.8	1239.7	1182.3
57.5°	1639.8	1664.1	1651.8	1623.9	1591.9	1556.0	1511.0	1461.0	1416.3	1354.7	1290.1
60°	1787.1	1819.4	1824.5	1806.3	1771.5	1729.8	1670.7	1631.5	1570.2	1513.2	1463.5
62.5°	2013.9	2087.1	2082.8	2091.5	2066.8	2041.1	1971.8	1929.7	1849.9	1808.9	1739.6
65°	2392.6	2446.7	2511.6	2509.4	2492.4	2430.7	2358.9	2288.5	2235.9	2155.0	2082.8
67.5°	2710.4	2755.0	2793.5	2773.5	2734.4	2665.1	2580.9	2482.9	2402.8	2313.5	2218.8
69°	2740.2	2794.6	2817.1	2792.4	2722.0	2631.7	2549.3	2458.3	2348.0	2271.4	2156.1
70°	2660.3	2714.0	2759.4	2695.9	2631.3	2543.2	2453.2	2358.5	2259.8	2177.5	2061.0
72.5°	2113.3	2173.8	2167.7	2160.8	2109.3	2021.1	1938.4	1887.6	1818.3	1718.9	1634.7
75°	1228.8	1256.7	1207.7	1259.2	1197.6	1108.7	1120.3	1063.0	1012.2	954.9	910.6
77.5°	482.5	507.2	481.4	473.1	445.5	439.3	393.3	398.7	375.9	330.9	310.2
80°	182.8	186.1	181.8	172.7	170.9	160.4	157.5	147.3	142.6	127.7	122.3
82.5°	98.3	100.1	97.2	94.3	92.1	86.0	82.0	74.4	70.0	65.3	64.9
85°	56.6	55.1	53.7	52.2	49.0	45.3	42.4	39.5	36.3	33.7	31.2
87.5°	29.7	30.1	30.5	29.0	26.8	23.9	22.1	21.0	18.5	17.4	16.3
90°	18.6	15.9	16.7	18.7	17.8	15.8	15.2	13.9	12.6	12.4	11.4
92.5°	6.0	6.0	6.0	6.0	6.0	6.0	6.0	6.0	6.0	6.0	6.0
95°	7.0	7.0	7.0	7.0	7.0	7.0	7.0	7.0	7.0	7.0	7.0
97.5°	8.9	8.8	8.7	8.6	8.5	8.4	8.3	8.2	8.1	8.0	8.0
100°	22.6	22.2	21.8	21.4	21.0	20.6	20.2	19.8	19.4	19.0	19.0
102.5°	41.7	41.4	41.1	40.8	40.5	40.2	39.9	39.6	39.3	39.0	38.8
105°	64.6	64.2	63.8	63.4	63.0	62.6	62.2	61.8	61.4	61.0	61.0
107.5°	89.7	89.4	89.1	88.8	88.5	88.2	87.9	87.6	87.3	87.0	86.8



REPORT NUMBER: P226348  
 CATALOG NUMBER: ISW-AF-350-LED-E1-T2-7050-ULG

REPORT N  
 CATALOG

**CANDELA DISTRIBUTION (continued):**

**CANDELA**

	76°	77°	78°	79°	80°	81°	82°	83°	84°	85°	86°	
110°	118.7	118.4	118.1	117.8	117.5	117.2	116.9	116.6	116.3	116.0	116.2	0°
112.5°	148.8	148.6	148.4	148.2	148.0	147.8	147.6	147.4	147.2	147.0	147.0	2.5°
115°	178.8	178.6	178.4	178.2	178.0	177.8	177.6	177.4	177.2	177.0	177.2	5°
117.5°	209.8	209.6	209.4	209.2	209.0	208.8	208.6	208.4	208.2	208.0	208.2	7.5°
120°	244.8	244.6	244.4	244.2	244.0	243.8	243.6	243.4	243.2	243.0	243.0	10°
122.5°	277.8	277.6	277.4	277.2	277.0	276.8	276.6	276.4	276.2	276.0	276.2	12.5°
125°	310.0	310.0	310.0	310.0	310.0	310.0	310.0	310.0	310.0	310.0	310.0	15°
127.5°	345.9	345.8	345.7	345.6	345.5	345.4	345.3	345.2	345.1	345.0	345.4	17.5°
130°	380.8	380.6	380.4	380.2	380.0	379.8	379.6	379.4	379.2	379.0	379.2	20°
132.5°	414.0	414.0	414.0	414.0	414.0	414.0	414.0	414.0	414.0	414.0	414.2	22.5°
135°	447.3	447.6	447.9	448.2	448.5	448.8	449.1	449.4	449.7	450.0	450.2	25°
137.5°	476.5	477.0	477.5	478.0	478.5	479.0	479.5	480.0	480.5	481.0	481.2	27.5°
140°	504.5	505.0	505.5	506.0	506.5	507.0	507.5	508.0	508.5	509.0	509.4	30°
142.5°	533.1	533.2	533.3	533.4	533.5	533.6	533.7	533.8	533.9	534.0	534.4	32.5°
145°	560.7	560.4	560.1	559.8	559.5	559.2	558.9	558.6	558.3	558.0	558.4	35°
147.5°	585.7	585.4	585.1	584.8	584.5	584.2	583.9	583.6	583.3	583.0	583.4	37.5°
150°	603.3	603.6	603.9	604.2	604.5	604.8	605.1	605.4	605.7	606.0	606.8	40°
152.5°	618.5	619.0	619.5	620.0	620.5	621.0	621.5	622.0	622.5	623.0	624.0	42.5°
155°	636.2	636.4	636.6	636.8	637.0	637.2	637.4	637.6	637.8	638.0	638.6	45°
157.5°	650.0	650.0	650.0	650.0	650.0	650.0	650.0	650.0	650.0	650.0	651.0	47.5°
160°	660.9	660.8	660.7	660.6	660.5	660.4	660.3	660.2	660.1	660.0	661.2	50°
162.5°	669.8	669.6	669.4	669.2	669.0	668.8	668.6	668.4	668.2	668.0	669.2	52.5°
165°	679.8	679.6	679.4	679.2	679.0	678.8	678.6	678.4	678.2	678.0	678.8	55°
167.5°	688.0	688.0	688.0	688.0	688.0	688.0	688.0	688.0	688.0	688.0	689.2	57.5°
170°	694.2	694.4	694.6	694.8	695.0	695.2	695.4	695.6	695.8	696.0	697.0	60°
172.5°	694.2	694.4	694.6	694.8	695.0	695.2	695.4	695.6	695.8	696.0	697.0	62.5°
175°	695.8	695.6	695.4	695.2	695.0	694.8	694.6	694.4	694.2	694.0	695.0	65°
177.5°	700.7	700.4	700.1	699.8	699.5	699.2	698.9	698.6	698.3	698.0	698.8	67.5°
180°	700.0	700.0	700.0	700.0	700.0	700.0	700.0	700.0	700.0	700.0	700.0	69°
												70°
												72.5°
												75°
												77.5°
												80°
												82.5°
												85°
												87.5°
												90°
												92.5°
												95°
												97.5°
												100°
												102.5°
												105°
												107.5°

NUMBER: P226348  
 NUMBER: ISW-AF-350-LED-E1-T2-7050-ULG

REPORT NUMBER: P  
 CATALOG NUMBER:

**DISTRIBUTION (continued):**

**CANDELA DISTRIBUTION**

87°	88°	89°	90°	95°	105°	115°	125°	135°	145°	155°	110°	87°
347.6	347.6	347.6	347.6	347.6	347.6	347.6	347.6	347.6	347.6	347.6	110°	116.4
350.1	350.1	349.0	348.3	345.7	341.4	337.0	333.0	327.6	325.4	322.5	112.5°	147.0
351.2	350.5	349.4	347.9	342.8	332.7	322.2	310.9	299.3	288.8	276.4	115°	177.4
351.9	350.5	349.0	347.2	339.9	324.3	303.3	281.2	260.5	244.9	238.4	117.5°	208.4
352.3	351.2	349.4	346.8	336.7	313.5	279.7	247.8	229.6	223.5	222.4	120°	243.0
356.3	354.4	351.5	348.6	335.2	301.5	253.2	222.8	215.5	218.4	223.5	122.5°	276.4
361.3	359.2	355.5	352.6	334.5	285.9	227.5	208.6	211.1	219.1	227.5	125°	310.0
370.4	366.8	362.8	359.9	335.9	266.7	206.8	201.3	209.0	219.1	230.4	127.5°	345.8
383.8	378.8	374.0	369.0	338.1	242.7	194.5	196.6	205.7	216.6	228.9	130°	379.4
400.5	394.7	388.2	380.6	340.7	222.0	187.6	191.6	199.9	209.3	219.5	132.5°	414.4
423.0	415.0	406.7	397.3	344.3	199.5	181.4	185.7	190.8	196.3	201.3	135°	450.4
451.3	440.4	431.4	418.7	347.9	184.3	176.3	177.8	178.9	179.6	179.2	137.5°	481.4
489.0	472.4	461.8	446.2	351.9	176.3	170.5	168.7	166.9	164.3	161.4	140°	509.8
528.9	515.2	498.5	478.5	354.4	170.9	165.1	159.3	154.2	151.6	151.6	142.5°	534.8
575.4	558.3	537.3	512.3	351.2	165.1	157.8	150.2	147.3	150.6	149.5	145°	558.8
621.8	598.2	575.0	546.4	343.2	158.5	149.8	145.8	148.0	143.7	141.1	147.5°	583.8
673.0	646.9	614.6	581.2	331.6	151.6	145.8	148.0	140.4	135.3	137.5	150°	607.6
730.3	699.5	664.6	619.3	324.0	147.3	139.7	141.5	135.0	131.3	130.2	152.5°	625.0
808.3	764.4	722.0	668.6	329.8	140.4	127.7	135.0	131.3	128.1	125.2	155°	639.2
884.8	838.0	788.0	725.2	339.9	135.3	118.3	128.1	130.6	125.2	119.7	157.5°	652.0
961.8	912.1	853.6	783.6	352.3	132.1	111.0	119.7	128.8	122.3	117.9	160°	662.4
1042.7	979.9	920.0	844.6	368.2	128.8	105.2	112.5	125.5	122.3	115.7	162.5°	670.4
1127.6	1053.5	993.7	912.1	396.2	124.1	98.0	106.7	122.3	121.9	113.6	165°	679.6
1226.2	1160.2	1083.3	1000.2	435.0	118.6	91.4	102.3	119.4	120.4	111.0	167.5°	690.4
1394.2	1326.0	1233.1	1154.0	511.9	111.4	87.4	98.0	114.6	117.5	108.8	170°	698.0
1666.7	1573.8	1488.5	1414.5	643.6	101.2	84.5	93.2	109.6	113.9	107.0	172.5°	698.0
1979.0	1888.3	1785.3	1660.9	716.9	91.8	80.5	87.4	104.5	110.3	105.2	175°	696.0
2111.8	1993.2	1868.0	1720.4	646.9	84.2	76.2	82.0	98.7	105.2	102.7	177.5°	699.6
2050.9	1930.8	1785.3	1640.5	562.7	80.2	73.6	79.1	94.3	101.9	100.1	180°	700.0
1944.9	1824.1	1694.2	1520.5	502.5	78.0	71.8	77.3	92.5	100.1	98.7		
1538.2	1430.5	1310.8	1178.3	342.5	70.7	66.0	71.8	85.3	93.6	93.2		
815.2	783.6	695.1	617.5	177.4	63.1	59.9	65.7	78.7	87.4	87.4		
293.5	266.3	254.7	211.5	94.3	55.1	53.7	58.0	71.5	79.8	79.5		
111.0	108.1	96.9	90.7	59.9	45.0	45.3	49.7	62.8	70.7	70.4		
62.8	57.0	55.1	53.3	38.1	35.6	37.4	41.7	53.7	60.6	61.7		
30.1	27.9	27.2	25.4	25.0	27.2	29.4	33.0	42.8	51.2	50.1		
14.5	13.8	13.4	13.1	17.8	17.4	21.4	22.9	28.7	40.6	36.6		
11.7	11.7	11.4	10.6	12.1	14.8	15.9	16.8	19.0	31.6	27.2		
6.0	6.0	6.0	6.0	6.0	6.0	7.0	7.0	6.0	6.0	6.0		
7.0	7.0	7.0	7.0	7.0	7.0	8.0	7.0	7.0	7.0	7.0		
8.0	8.0	8.0	8.0	8.0	9.0	10.0	12.0	9.0	9.0	8.0		
19.0	19.0	19.0	19.0	19.0	23.0	26.0	29.0	21.0	12.0	10.0		
38.6	38.4	38.2	38.0	39.0	42.0	47.0	50.0	40.0	27.0	18.0		
61.0	61.0	61.0	61.0	61.0	65.0	70.0	72.0	63.0	48.0	36.0		
86.6	86.4	86.2	86.0	87.0	90.0	94.0	95.0	88.0	73.0	58.0		

'226348  
 ISW-AF-350-LED-E1-T2-7050-ULG

REPORT NUMBER: P226348  
 CATALOG NUMBER: ISW-AF-3!

**TION (continued):**

**CANDELA DISTRIBUTION (con**

88°	89°	90°	95°	105°	115°	125°	135°	145°	155°		165°	175°
116.6	116.8	117.0	116.0	119.0	121.0	120.0	114.0	102.0	87.0	0°	347.6	347.6
147.0	147.0	147.0	147.0	149.0	150.0	148.0	143.0	134.0	121.0	2.5°	320.0	314.9
177.6	177.8	178.0	177.0	179.0	182.0	179.0	174.0	168.0	159.0	5°	267.4	266.7
208.6	208.8	209.0	208.0	210.0	215.0	211.0	205.0	202.0	197.0	7.5°	234.4	229.6
243.0	243.0	243.0	243.0	245.0	250.0	246.0	243.0	237.0	233.0	10°	223.5	223.1
276.6	276.8	277.0	276.0	278.0	283.0	279.0	277.0	271.0	267.0	12.5°	228.2	229.3
310.0	310.0	310.0	310.0	310.0	315.0	313.0	310.0	305.0	299.0	15°	234.4	236.5
346.2	346.6	347.0	345.0	346.0	346.0	345.0	340.0	339.0	333.0	17.5°	238.4	242.3
379.6	379.8	380.0	379.0	381.0	381.0	377.0	372.0	370.0	366.0	20°	237.3	242.0
414.6	414.8	415.0	414.0	414.0	416.0	411.0	405.0	404.0	401.0	22.5°	225.3	227.5
450.6	450.8	451.0	450.0	447.0	448.0	443.0	437.0	435.0	432.0	25°	203.9	204.6
481.6	481.8	482.0	481.0	476.0	475.0	473.0	468.0	464.0	460.0	27.5°	178.1	177.4
510.2	510.6	511.0	509.0	504.0	502.0	500.0	497.0	491.0	489.0	30°	160.0	155.3
535.2	535.6	536.0	534.0	533.0	533.0	527.0	525.0	521.0	518.0	32.5°	151.6	148.7
559.2	559.6	560.0	558.0	561.0	562.0	556.0	551.0	550.0	547.0	35°	145.8	141.1
584.2	584.6	585.0	583.0	586.0	585.0	580.0	575.0	574.0	574.0	37.5°	151.3	150.9
608.4	609.2	610.0	606.0	603.0	600.0	597.0	593.0	593.0	593.0	40°	156.4	155.6
626.0	627.0	628.0	623.0	618.0	614.0	611.0	610.0	610.0	609.0	42.5°	147.7	141.1
639.8	640.4	641.0	638.0	636.0	631.0	626.0	628.0	630.0	627.0	45°	131.7	124.1
653.0	654.0	655.0	650.0	650.0	648.0	644.0	645.0	646.0	644.0	47.5°	120.8	116.5
663.6	664.8	666.0	660.0	661.0	664.0	658.0	655.0	655.0	656.0	50°	115.7	114.3
671.6	672.8	674.0	668.0	670.0	671.0	667.0	663.0	661.0	665.0	52.5°	114.3	117.9
680.4	681.2	682.0	678.0	680.0	677.0	672.0	673.0	673.0	676.0	55°	113.6	117.5
691.6	692.8	694.0	688.0	688.0	684.0	678.0	685.0	688.0	686.0	57.5°	108.5	115.4
699.0	700.0	701.0	696.0	694.0	689.0	686.0	691.0	693.0	692.0	60°	104.8	113.2
699.0	700.0	701.0	696.0	694.0	692.0	689.0	690.0	690.0	693.0	62.5°	102.7	112.1
697.0	698.0	699.0	694.0	696.0	695.0	690.0	690.0	691.0	695.0	65°	100.9	112.8
700.4	701.2	702.0	698.0	701.0	699.0	694.0	695.0	697.0	699.0	67.5°	98.0	115.0
700.0	700.0	700.0	700.0	700.0	700.0	700.0	700.0	700.0	700.0	69°	96.5	114.6
										70°	95.1	113.6
										72.5°	90.0	104.8
										75°	83.8	92.5
										77.5°	75.8	79.5
										80°	67.1	69.3
										82.5°	58.4	66.8
										85°	45.7	56.6
										87.5°	33.7	31.2
										90°	26.2	19.1
										92.5°	5.0	4.0
										95°	6.0	5.0
										97.5°	8.0	7.0
										100°	9.0	8.0
										102.5°	13.0	11.0
										105°	27.0	22.0
										107.5°	49.0	42.0



REPORT NUMBER: P226348

CATALOG NUMBER: ISW-AF-350-LED-E1-

50-LED-E1-T2-7050-ULG

**tinued):**

180°
347.6
316.0
264.5
230.0
224.2
228.6
237.3
243.8
243.1
229.3
205.3
180.3
158.9
152.0
143.3
152.7
157.1
142.6
124.1
115.7
113.6
119.0
117.2
115.7
113.6
111.7
111.4
112.1
110.7
108.8
98.0
88.2
79.5
70.0
59.1
44.3
33.7
17.0
4.0
5.0
7.0
8.0
11.0
21.0
41.0

**CANDELA DISTRIBUTION (continued):**

	165°	175°	180°
110°	74.0	68.0	66.0
112.5°	106.0	99.0	99.0
115°	147.0	139.0	140.0
117.5°	189.0	184.0	184.0
120°	226.0	223.0	225.0
122.5°	261.0	260.0	263.0
125°	296.0	294.0	298.0
127.5°	329.0	329.0	330.0
130°	362.0	361.0	363.0
132.5°	393.0	394.0	396.0
135°	426.0	426.0	429.0
137.5°	459.0	457.0	460.0
140°	487.0	485.0	488.0
142.5°	517.0	515.0	518.0
145°	544.0	546.0	550.0
147.5°	571.0	572.0	575.0
150°	593.0	592.0	595.0
152.5°	608.0	608.0	611.0
155°	625.0	625.0	629.0
157.5°	643.0	643.0	646.0
160°	659.0	660.0	663.0
162.5°	669.0	669.0	673.0
165°	676.0	678.0	681.0
167.5°	684.0	687.0	690.0
170°	692.0	695.0	698.0
172.5°	695.0	697.0	699.0
175°	697.0	698.0	700.0
177.5°	700.0	705.0	707.0
180°	700.0	700.0	700.0

(END OF F

Cooper Lighting Solutions Photometric Lab  
1121 Highway 74 South  
Peachtree City, GA 30269

Scaled Data Report

